
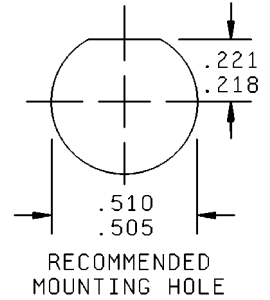
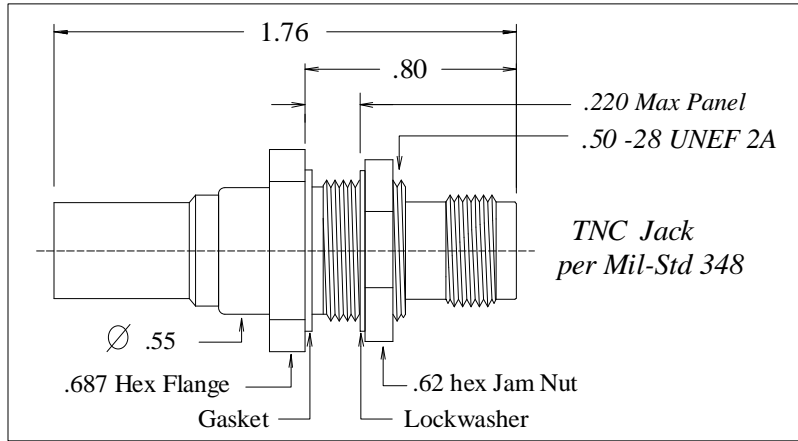


A Division of the Angelus Corporation
 Ph (262) 246-0500 Fax (262) 246-0450 www.picwire.com
 PO Box 330 Sussex, WI 53089

Approved : 
 Distribution : USER

Date : 06/22/93
 Rev. 6 (06/17/14)
 Uncontrolled if Printed

TNC Bulkhead Jack
 for S33141



PERFORMANCE

Nominal Impedance	50 Ohms
Frequency Range	0 - 12 GHz
Voltage Rating	500 VRMS
Insulation Resistance	5000 Megohms

CONNECTOR WEIGHT (Each)

.91 ounces (25.80 grams)

RoHS COMPLIANT

Complies to RoHS Standards

INSTALLATION

Recommended Jam Nut Torque - 35 to 40 in. lbs.

Pic Die Set

Center Contact
 M22520 / 5 - 01 Tool,
 PIC 190318 Hex Crimp Die
 (.098 hex)

Crimp Ferrule

M22520 / 5 - 01 Tool,
 PIC 190318 Hex Crimp Die
 (.324/.392 hex)

MIL Spec Die Set

Center Contact
 M22520 / 5-01 Tool,
 MIL Spec *M22520 / 5-29
 (.100 B hex)

Crimp Ferrule

M22520 / 5-01 Tool,
 MIL Spec *M22520 / 5-29
 (.324 A hex)

* Note - MIL Spec die to be used on the smaller diameter area of ferrule only. Not the larger "Bell" area on end.

CONSTRUCTION

Materials:

Body	Brass, ASTM-B16, Alloy UNS 36000, H02
Center Contact	Beryllium Copper, ASTM-B196, Alloy UNS C17300
Ferrule	Brass, ASTM-B16, Alloy UNS 36000, Dead Soft, Weatherseals included
Dielectric	TFE Fluorocarbon, ASTM-D1710, Type 1, Grade 1
Hardware	Jam Nut, Lk WWshr, Grommet

Finish :

Body, Ferrule	Nickel
Center Contact	Gold

Applicable Standards

MIL-STD 348
 MIL-PRF-39012

Notes :

- 1) A 2.5" piece of Raychem ATUM heat shrink P/N ATUM-16/4-0 provided with connector for purpose of strain relief & moisture protection.
- 2) Please refer to T-190XXX Termination Instruction sheet for strip dimensions & instructions.