
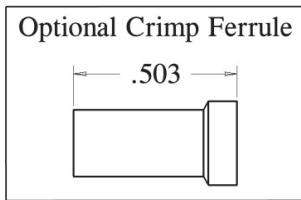
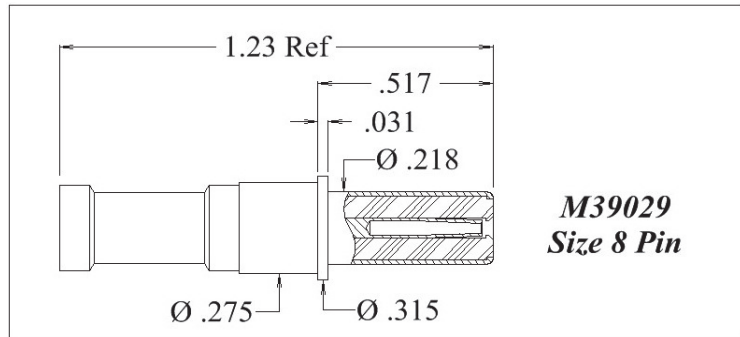


PIC Wire & Cable	Connector Specification	P/N 190838
<i>A Division of the Angelus Corporation</i> Ph (262) 246-0500 Fax (262) 246-0450 www.picwire.com PO Box 330 Sussex, WI 53089	Approved :  Distribution : USER	Date : 07/01/08 Rev : 7 (09/18/18) Uncontrolled if Printed

M39029 Size 8 Coaxial Pin Contact
for PIC Cables S86208 / S88207 / S83204



PERFORMANCE

Nominal Impedance	50 Ohms
Frequency Range	0 - 6 GHz
Voltage Rating	750 V(rms)
Insulation Resistance	5000 Megohms
Dielectric Withstanding Voltage	1300 V(rms)
VSWR (max)	1.3:1
Insertion Loss (max)	0.3 dB

CONNECTOR WEIGHT (Each)

0.20 ounces (5.76 grams)

RoHS COMPLIANT

Complies to RoHS Standards

INSTALLATION (Tooling)

Center Contact

M22520 / 2 - 01 Tool,
 Selector Dial @ # 8
 Recommended Positioner :
 PIC # 110369 (DMC # K1667)

Weatherproofing Crimp Ferrule

M22520 / 5 - 01 Tool,
 PIC 190818 Hex Crimp Die
 (.186/.222 hex)

Optional Crimp Ferrule

M22520 / 5-01 Tool,
 *MIL Spec M22520 / 5-09
 (.178 A hex)

CONSTRUCTION

Materials:

Body	Brass, ASTM-B16, Alloy UNS 36000, H02
Center Contact	Beryllium Copper, ASTM-B196, Alloy UNS C17300
Ferrule	Brass, ASTM-B16, Alloy UNS 36000, Dead Soft, Weatherseals included
Dielectric	TFE Fluorocarbon, ASTM-D1710, Type 1, Grade 1

Finish :

Body, Ferrule	Gold
Center Contact	Gold

APPLICATIONS

MIL-DTL-38999, Series I, III, IV
 SAE-AS39029/60

Notes :

- 1) Please refer to T-1908XX Termination Instruction sheet for strip dimensions & instructions.
- 2) Removal Tool P/N M81969/14-12

* Note - MIL Spec die to be used on smaller diameter area of "optional" crimp ferrule only. Not the larger "Bell" area on end.