

The following notes / flags apply to all cable assemblies on this drawing :

1. All assembly work to be performed according to the A-10 assembly manual unless otherwise noted
2. XXXXX on label = PIC Wire & Cable serial number
3. Include appropriate test documentation with each shipment
4. Labels located 3 inches from back end of connector per PIC Work Instructions A-10 unless otherwise noted

The following notes / flags apply to cables as noted on subsequent pages :

5. Apply dual wall heat shrink (Raychem ATUM)
6. All labels are white TMS type labels. Labels to be covered with clear heat shrink. Label each end.
7. -XXX in P/N is equal to length of Assy in inches.
8. Cut length of cable is equal to assembly length specified plus .50". Example: Cut length of 180" cable assembly is 180.50".
9. Length tolerance for cable assemblies is + 2.0 / - 0"
10. Max length depends on system requirements. Recommended max length 197 inches (5 meters).

REVISION HISTORY			
REV	DESCRIPTION	DATE	APPROVED
0	Initial Release	08/31/18	MCT

This drawing is proprietary to PIC Wire & Cable. No portion of this document may be reproduced or disclosed for any purpose without previous authorization from PIC Wire & Cable.

ACCEPTED:

DATE:

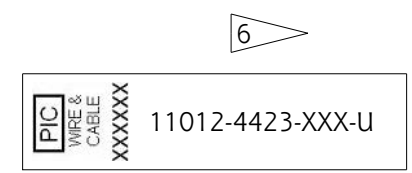
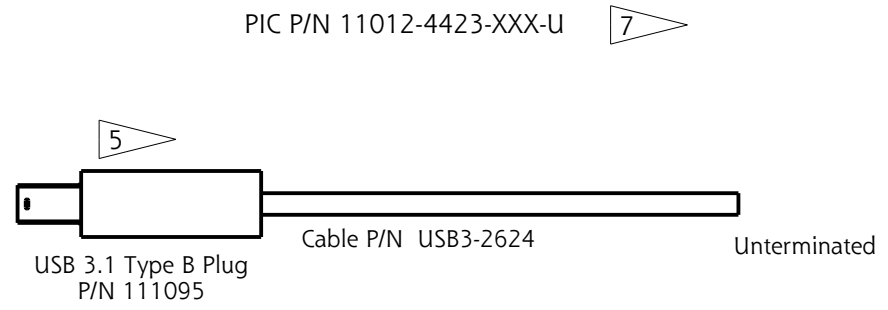
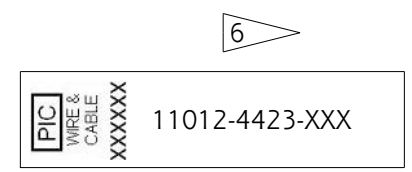
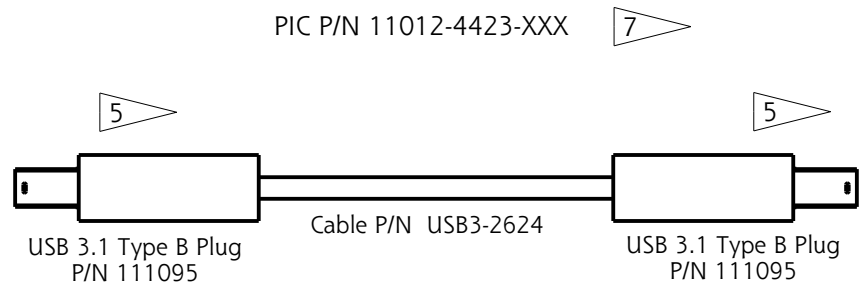
Sussex, WI 53089-0330
 Phone 262-246-0500
 Fax 262-246-0450

DESCRIPTION : USB 3.1 Type B to Type B Cable Assemblies

APPROVALS		DATE	DRAWING NUMBER : 11012-4423	
DRAWN BY:	STB	08/31/18	SIZE	CAGE CODE
ENGINEER:	STB	08/31/18	A	OBCW9
ENG MGR:	MCT	08/31/18	CUSTOMER:	N/A
SCALE : NONE			FILE:	S:/...../11012-4423p1
			SHEET:	1 OF 2

REV
0

- 5 Apply dual wall heat shrink (Raychem ATUM)
- 6 All labels are white TMS type labels. Labels to be covered with clear heat shrink. Label each end.
- 7 -XXX in P/N is equal to length of Assy in inches.
- 8. Cut length of cable is equal to assembly length specified plus .50". Example: Cut length of 180" cable assembly is 180.50".
- 9. Length tolerance for cable assemblies is + 2.0 / - 0"



This drawing is proprietary to PIC Wire & Cable. No portion of this document may be reproduced or disclosed for any purpose without previous authorization from PIC Wire & Cable.

SYSTEM:
TEST REQUIREMENTS:
 Test each cable assembly for Continuity & Shorts only

		Sussex, WI 53089-0330 Phone 262-246-0500 Fax 262-246-0450	
DESCRIPTION : USB 3.1 Type B to Type B Cable Assemblies			
DRAWING NUMBER : 11012-4423			
SIZE A	CAGE CODE OBCW9	CUSTOMER: N/A	REV 0
SCALE : NONE	FILE: S:/...../11012-4423p2	SHEET: 2 OF 2	